

Format of holding of specified securities

1. Name of Listed Entity: MCLEOD & COMPANY LIMITED (CIN:L63090WB1922PLC004577)
2. Scrip Code - Name of Scrip -, Class of Security Equity
3. Share Holding Pattern Filed under : Reg. 31(1)(a)/Reg. 31(1)(b)/Reg. 31(1)(c)
 - a. If under 31 (1)(b) then indicate the report for Quarter ending: 30/09/2017
 - b. If under 31(1)(c) then indicate date of allotment/extinguishment

4. **Declaration** : The Listed entity is required to submit the following declaration to the extent of submission of information:-

Particulars	Yes*	No*
1 Whether the Listed Entity has issued any partly paid up shares?		No
2 Whether the Listed Entity has issued any Convertible Securities or Warrants?		No
3 Whether the Listed Entity has any shares against which depository receipts are issued?		No
4 Whether the Listed Entity has any shares in Locked-in?		No
5 Whether any shares held by promoters are pledge or otherwise encumbered?		No

* If the Listed Entity selects the option 'No' for the questions above, the column for the partly paid up shares, Outstanding Convertible Securities/Warrants, depository receipts, locked-in shares, No of shares pledged or otherwise encumbered by promoters, as applicable, shall not be displayed at the time of dissemination on the Stock Exchange website. Also wherever there is 'No' declared by Listed Entity in above table the values will be considered as 'Zero' by default on submission of the format of holding of specified securities.


5. The tabular format for disclosure of holding of specified securities is as follows:-



MCLEOD & COMPANY LIMITED

Table I - Summary Statement holding of specified securities as on 30/09/2017

Table 1 - Summary Statement holding of specified securities as on 30/03/2017																		
Category (I)	Category of shareholder (II)	Nos. of shareholders (III)	No. of fully paid up equity shares held (IV)	No. of Partly paid-up equity shares held (V)	No. of shares underlying Depository Receipts (VI)	Total nos. shares held (VII)=(IV)+(V)+(VI)	Shareholding as a % of total no. of shares (calculated as per SCRR, 1957) (VIII) As a % of (A+B+C2)	Number of Voting Rights held in each class of securities (IX)				No of shares Underlying outstanding convertible securities (including Warrants) (X)	Shareholding as a % assuming full conversion of convertible securities (as a percentage of diluted share capital) (XI)=(VII)+(X) As a % of (A+B+C2)	Number of Locked in shares (XII)		Number of shares pledged or otherwise encumbered (XIII)		Number of equity shares held in dematerialized form (XIV)
								No of Voting Rights			Total as a % of (A+B+C)			Number of Locked in shares (XII)		Number of shares pledged or otherwise encumbered (XIII)		
								Class eg: x	Class eg: y	Total								
(A)	Promoter & Promoter group	32	43873	0	0	43873	90.8569	43873	0	43873	90.8569	0	90.8569	0	0.0000	0	0.0000	8944
(B)	Public	117	4415	0	0	4415	9.1431	4415	0	4415	9.1431	0	9.1431	0	0.0000	NA		176
(C)	Non Promoter - Non Public															NA		
(C1)	Shares underlying DRs						NA									NA		
(C2)	Shares held by Employee Trusts															NA		
	Total	149	48288	0	0	48288	100.0000	48288	0	48288	100.0000	0	100.0000	0				9120




(1)	Category & Name of the Shareholders (I)	PAN (II)	Nos. of shareholders (III)	No. of fully paid up equity shares held (IV)	Partly paid-up equity shares held (V)	Nos. of shares underlying Depository Receipts (VI)	Total nos. shares held (VII)=(IV)+(V)+(VI)	Shareholding % calculated as per SCRR, 1957) As a % of (A+B+C2) (VIII)	Number of Voting Rights held in each class of securities (IX)				No of shares Underlying outstanding convertible securities (including Warrants) (X)	Shareholding as a % assuming full conversion of convertible securities (as a percentage of diluted share capital) (XI)=(VII)+(X) As a % of A+B+C2)	Number of Locked in shares (XII)		Number of shares pledged or otherwise encumbered (XIII)		Number of equity shares held in dematerialized form (XIV)
									No of Voting Rights			Total as a % of Total Voting rights			No. (a)	As a % of total shares held (b)	No. (a)	As a % of total shares held (b)	
									Class x	Class y	Total								
(a)	Indian																		
	Individuals/Hindu undivided Family		24	32316	0	0	32316	66.9235	32316	0	32316	66.9235	0	66.9235	0	0.0000	0	0.0000	8944
	MR. BHARAT BAJORIA		1	4549	0	0	4549	9.4206	4549	0	4549	9.4206	0	9.4206	0	0.0000	0	0.0000	0
	SHARAD BAJORIA	AEAPB6168E	1	4316	0	0	4316	8.9380	4316	0	4316	8.9380	0	8.9380	0	0.0000	0	0.0000	4316
	NEERAJ BAJORIA	AGPPB6223R	1	3161	0	0	3161	6.5461	3161	0	3161	6.5461	0	6.5461	0	0.0000	0	0.0000	0
	SMT. BINA DEVI BAJORIA		1	2428	0	0	2428	5.0282	2428	0	2428	5.0282	0	5.0282	0	0.0000	0	0.0000	0
	KRISHNA KUMAR BAJORIA		1	2350	0	0	2350	4.8666	2350	0	2350	4.8666	0	4.8666	0	0.0000	0	0.0000	0
	RAGHAV BAJORIA	AKXPB4369E	1	2350	0	0	2350	4.8666	2350	0	2350	4.8666	0	4.8666	0	0.0000	0	0.0000	2350
	VIVEK BAJORIA	AEPFB6670L	1	1968	0	0	1968	4.0755	1968	0	1968	4.0755	0	4.0755	0	0.0000	0	0.0000	1968
	MRS. SANGITA BAJORIA	AEFPB6180D	1	1909	0	0	1909	3.9534	1909	0	1909	3.9534	0	3.9534	0	0.0000	0	0.0000	0
	MR. DEVENDRA BAJORIA		1	1889	0	0	1889	3.9119	1889	0	1889	3.9119	0	3.9119	0	0.0000	0	0.0000	0
	BHARAT BAJORIA	ADJPB3413G	1	1630	0	0	1630	3.3756	1630	0	1630	3.3756	0	3.3756	0	0.0000	0	0.0000	0
	SRI RAMENDRA BAJORIA	AEDPB2406A	1	1041	0	0	1041	2.1558	1041	0	1041	2.1558	0	2.1558	0	0.0000	0	0.0000	0
	KRISHNA KUMAR BAJORIA	AEEPBB694M	1	1040	0	0	1040	2.1537	1040	0	1040	2.1537	0	2.1537	0	0.0000	0	0.0000	0
	MR. RAJENDRA BAJORIA		1	960	0	0	960	1.9881	960	0	960	1.9881	0	1.9881	0	0.0000	0	0.0000	0
	NARENDRA KUMAR BAJORIA	AEOPB9941F	1	860	0	0	860	1.7810	860	0	860	1.7810	0	1.7810	0	0.0000	0	0.0000	0
	MR. ANAND BAJORIA		1	696	0	0	696	1.4414	696	0	696	1.4414	0	1.4414	0	0.0000	0	0.0000	0
	RAJENDRA BAJORIA		1	434	0	0	434	0.8988	434	0	434	0.8988	0	0.8988	0	0.0000	0	0.0000	0
	RAJENDRA BAJORIA	ADUPB3832E	1	310	0	0	310	0.6420	310	0	310	0.6420	0	0.6420	0	0.0000	0	0.0000	310
	MR. NARENDRA BAJORIA		1	295	0	0	295	0.6109	295	0	295	0.6109	0	0.6109	0	0.0000	0	0.0000	0
	MRS. LILAWATI BAJORIA		1	50	0	0	50	0.1035	50	0	50	0.1035	0	0.1035	0	0.0000	0	0.0000	0
	SRI SHYAM LALL BAJORIA		1	50	0	0	50	0.1035	50	0	50	0.1035	0	0.1035	0	0.0000	0	0.0000	0
	C L BAJORIA & OTHERS(HUF)	AAAH9906P	1	27	0	0	27	0.0559	27	0	27	0.0559	0	0.0559	0	0.0000	0	0.0000	0
	MR. B. P. BAJORIA		1	1	0	0	1	0.0021	1	0	1	0.0021	0	0.0021	0	0.0000	0	0.0000	0
	MR. B. P. BAJORIA		1	1	0	0	1	0.0021	1	0	1	0.0021	0	0.0021	0	0.0000	0	0.0000	0
	MR. B. P. BAJORIA		1	1	0	0	1	0.0021	1	0	1	0.0021	0	0.0021	0	0.0000	0	0.0000	0
(b)	Central Government/State Government(s)																		
(c)	Financial Institutions/Banks																		
(d)	Any Other (specify)																		
	Bodies Corporate		8	11557	0	0	11557	23.9335	11557	0	11557	23.9335	0	23.9335	0	0.0000	0	0.0000	0
	M/S. ANUDEEP INV.CO.LTD.		1	5240	0	0	5240	10.8516	5240	0	5240	10.8516	0	10.8516	0	0.0000	0	0.0000	0
	DAVENPORT CO.PVT.LTD	AABCD1488R	1	2479	0	0	2479	5.1338	2479	0	2479	5.1338	0	5.1338	0	0.0000	0	0.0000	0
	M/S TEESTA VALLEY TEA CO. LTD.		1	1818	0	0	1818	3.7649	1818	0	1818	3.7649	0	3.7649	0	0.0000	0	0.0000	0
	BHAGYA NIDHI EXPORTS LIMITED		1	798	0	0	798	1.6526	798	0	798	1.6526	0	1.6526	0	0.0000	0	0.0000	0
	CRAIG JUTE MILLS LTD	AACCC1874B	1	677	0	0	677	1.4020	677	0	677	1.4020	0	1.4020	0	0.0000	0	0.0000	0
	BANARHAT INV.CO.PVT.LTD		1	532	0	0	532	1.1017	532	0	532	1.1017	0	1.1017	0	0.0000	0	0.0000	0
	BAJORIA PROPERTIES LTD		1	8	0	0	8	0.0166	8	0	8	0.0166	0	0.0166	0	0.0000	0	0.0000	0
	THE BUDGE BUDGE INV.CO.P.LTD		1	5	0	0	5	0.0104	5	0	5	0.0104	0	0.0104	0	0.0000	0	0.0000	0
	Sub Total		32	43873	0	0	43873	90.8569	43873	0	43873	90.8569	0	90.8569	0	0.0000	0	0.0000	8944
(2)	Foreign																		
(a)	Individuals (Non-Resident Individuals/Foreign Individuals)																		
(b)	Government																		
(c)	Institutions																		




	Category & Name of the Shareholders (I)	PAN	(II)	Nos. of shareholders (III)	No. of fully paid up equity shares held (IV)	Partly paid-up equity shares held (V)	Nos. of shares underlying Depository Receipts (VI)	Total nos. shares held (VII)=(IV)+(V)+(VI)	Shareholding % calculated as per SCRR, 1957) As a % of (A+B+C2) (VIII)	Number of Voting Rights held in each class of securities (IX)				No of shares Underlying outstanding convertible securities (including Warrants) (X)	Shareholding as a % assuming full conversion of convertible securities (as a percentage of diluted share capital) (XI)=(VII)+(X) As a % of A+B+C2)	Number of Locked in shares (XII)		Number of shares pledged or otherwise encumbered (XIII)		Number of equity shares held in dematerialized form (XIV)	
										No of Voting Rights			Total as a % of Total Voting rights			No. (a)	As a % of total shares held (b)	No. (a)	As a % of total shares held (b)		
										Class x	Class y	Total									
(d)	Foreign Portfolio Investor																				
(e)	Any Other (specify)																				
	Sub Total				0	0	0	0	0.0000	0	0	0	0.0000	0	0.0000	0	0.0000	0	0.0000	0	
	Total Shareholding of Promoter and Promoter Group (A)=(A)(1)+(A)(2)				32	43873	0	0	43873	90.8569	43873	0	43873	90.8569	0	90.8569	0	0.0000	0	0.0000	894



Statement showing shareholding pattern of the Company as on 31.03.2024																			
	Category & Name of the Shareholders (I)	PAN (II)	Nos. of shareholders (III)	No. of fully paid up equity shares held (IV)	Partly paid up equity shares held (V)	Nos. of shares underlying Depository Receipts (VI)	Total nos. shares held (VII)=(IV)+(V)+(VI)	Shareholding % calculated as per SCRR, 1957) As a % of (A+B+C2) (VIII)	Number of Voting Rights held in each class of securities (IX)				No of shares Underlying outstanding convertible securities (including Warrants) (X)	Shareholding as a % assuming full conversion of convertible securities (as a percentage of diluted share capital) (XI)=(VII)+(X) As a % of A+B+C2)	Number of Locked in shares (XII)		Number of shares pledged or otherwise encumbered (XIII)		Number of equity shares held in dematerialized form (XIV)
									No of Voting Rights			Total as a % of Total Voting rights			Number of Locked in shares (XII)		Number of shares pledged or otherwise encumbered (XIII)		
									Class x	Class y	Total								
(1)	Institutions																		
(a)	Mutual Funds / UTI																		
(b)	Venture Capital Funds																		
(c)	Alternate Investment Funds																		
(d)	Foreign Venture Capital Investors																		
(e)	Foreign Portfolio Investors																		
(f)	Financial Institutions / Banks		6	2122	0	0	2122	4.3945	2122	0	2122	4.3945	0	4.3945	0	0.0000	NA		0
	BANK OF BARODA		1	875	0	0	875	1.8120	875	0	875	1.8120	0	1.8120	0	0.0000	NA		0
	BANK OF BARODA		1	841	0	0	841	1.7416	841	0	841	1.7416	0	1.7416	0	0.0000	NA		0
(g)	Insurance Companies																		
(h)	Provident Funds / Pension Funds																		
(i)	Any Other (specify)																		
	Sub Total		6	2122	0	0	2122	4.3945	2122	0	2122	4.3945	0	4.3945	0	0.0000	NA		0
(2)	Central Government / State Government(s) / President of India																		
(3)	Non-Institutions																		
(a)	Individuals-																		
	i. Individual shareholders holding nominal share capital upto Rs.2 lakhs		102	2081	0	0	2081	4.3096	2081	0	2081	4.3096	0	4.3096	0	0.0000	NA		170
	ii. Individual shareholders holding nominal share capital in excess of Rs.2 lakhs																		
(b)	NBFCs registered with RBI																		
(c)	Employee Trusts																		
(d)	Overseas Depositories (holding DRs) (balancing figure)																		
(e)	Any Other (specify)																		
	Bodies Corporate		9	212	0	0	212	0.4390	212	0	212	0.4390	0	0.4390	0	0.0000	NA		6
	Sub Total		111	2293	0	0	2293	4.7486	2293	0	2293	4.7486	0	4.7486	0	0.0000	NA		176



MCLEOD & COMPANY LIMITED																		
Table III - Statement Showing shareholding pattern of the Public shareholder as on 30/09/2017																		
Category & Name of the Shareholders (I)	PAN (II)	Nos. of shareholders (III)	No. of fully paid up equity shares held (IV)	Partly paid up equity shares held (V)	Nos. of shares underlying Depository Receipts (VI)	Total nos. shares held (VII)=(IV)+(V)+(VI)	Shareholding % calculated as per SCRR, 1957) As a % of (A+B+C2) (VIII)	Number of Voting Rights held in each class of securities (IX)				No of shares Underlying outstanding convertible securities (including Warrants) (X)	Shareholding as a % assuming full conversion of convertible securities (as a percentage of diluted share capital) (XI)=(VII)+(X) As a % of A+B+C2)	Number of Locked in shares (XII)		Number of shares pledged or otherwise encumbered (XIII)		Number of equity shares held in dematerialized form (XIV)
								No of Voting Rights			Total as a % of Total Voting rights			No. (a)	As a % of total shares held (b)	No. (Not applicable) (a)	As a % of total shares held (Not applicable) (b)	
								Class x	Class y	Total								
Total Public Shareholding (B)=(B)(1)+(B)(2)+(B)(3)		117	4415	0	0	4415	9.1431	4415	0	4415	9.1431	0	9.1431	0	0.0000	NA		176



MCLEOD & COMPANY LIMITED																				
Table Iv - Statement Showing shareholding pattern of the Non Promoter - Non Public shareholder as on 30/09/2017																				
	Category & Name of the Shareholders (I)	PAN (II)	No of shareholders (III)	No. of fully paid up equity shares held (IV)	Partly paid-up equity shares held (V)	Nos. of shares underlying Depository Receipts (VI)	Total nos. shares held (VII)=(IV) + (V)+(VI)	Shareholding % calculated as per SCRR, 1957) As a % of (A+B+C2) (VIII)	Number of Voting Rights held in each class of securities (IX)				No of shares Underlying outstanding convertible securities (including Warrants) (X)	Total Shareholding as a % assuming full conversion of convertible securities (as a percentage of diluted share capital) (XI)=(VII)+(X) As a % of A+B+C2)	Number of Locked in shares (XII)		Number of shares pledged or otherwise encumbered (XIII)		Number of equity shares held in dematerialized form (XIV)	
									No of Voting Rights			Total as a % of Total Voting rights			No. (a)	As a % of total shares held (b)	No. (a)	As a % of total shares held (b)		
									Class x	Class y	Total									
(1)	Custodian / DR Holder																			
(2)	Employee Benefit Trust (under SEBI (Share based Employee Benefit) Regulations, 2014)																			
	Total Non Promoter - Non Public Shareholding (C)=(C)(1)+(C)(2)			0	0	0	0	0	0.0000	0	0	0	0.0000	0	0.0000	0	0.0000	NA	NA	

